



# SAPPHIRE

European Metal Tile Roofing

  
**BEST BUY METALS**  
Roofing That Lasts

800-728-4010  
[bestbuymetals.com](http://bestbuymetals.com)



# Sapphire 350® - European Metal Tile Roofing

## Why Sapphire?



- 50-year warranty - A permanent roof solution
- Beauty and function - Looks great,
- Excellent long term investment - Lowest cost per annum coverage
- Fire resistant - Class A fire resistant
- Wind resistant - Class A wind resistant (up to 180 mph)
- Lightweight - Lighter than clay tile, can be installed over existing roof
- Moisture resistant - Does not absorb moisture like concrete tile
- Impact resistant - Class IV rating, the highest rating available
- Stain resistant - Mildew resistant, unlike asphalt shingles
- 100% recyclable materials - At the end of a long life
- Reflective - Save on utility bills
- Insurance savings - Homeowner's insurance lower rates
- No maintenance required.



## Sapphire

Sapphire metal tile roofing is a beautiful roofing material, suitable for most roof applications. They combine traditional looks with the latest technology and can be used on residential and commercial buildings.

Sapphire panels are made from steel coils, galvanized on both sides, with several protective layers to ensure durability. Steel is one of the most light-weight roofing materials, reducing the need for heavy supports. This is particularly important for re-roofing old buildings, since light-weight metal panels do not require reinforcing the supporting structures. One roofing square (10' x 10') of metal roof weighs 96 lb., about 10 times lighter than clay tiles.



A wide range of KYNAR 500® colors ensure you'll find something that fits your building design. Tile panels are cut to the inch, reducing waste and keeping costs down.

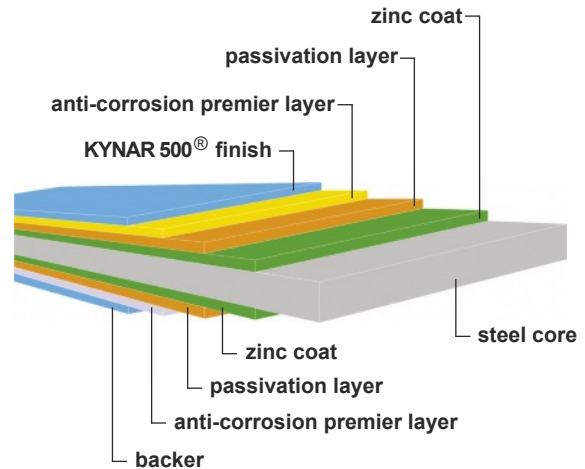
Sapphire installation goes quickly due to the larger tile size. Sapphire carries a 50 year warranty.

## SAPPHIRE Metal Panels

SAPPHIRE Metal Tile Panels can bring your home beauty, durability, and reduced energy costs. Available in 16 colors, this versatile roofing has several advantages over standard asphalt shingles. Many building owners opt to install metal roofing for reliable protection against sun, wind, snow, and rain without sacrificing a striking visual effect.

The right style of metal roofing will complement any home's architecture, from Victorian to contemporary.

SAPPHIRE panel finishes reflect a great deal of the sun's energy which over the life of the roof can save substantial energy costs. Due to the light weight, the need to remove the old roof in most cases is not required, thus saving on installation.




### Specifications:

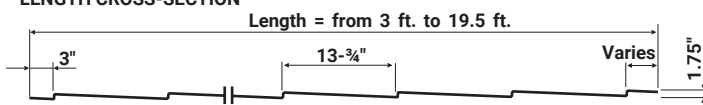
- Substrate:
  - 26 gauge G90 galvanized steel
  - .032 aluminum
- Finish: KYNAR 500® PVDF
- Overall width: 46.5 in., effective coverage: 43.25 in.
- Length: Cut to customer specifications, max. 19.5 ft
- Weight: 0.96 lb/sq ft
- Colors: 16 reflective colors
- Accessories: Same gauge and finish as the panel
- Recommended minimum pitch: 3:12
- Often may be installed over existing shingles

## Sapphire 350

### CROSS-SECTION



### LENGTH CROSS-SECTION



# Sapphire 350® - Trim and Accessories

We provide a wide variety of necessary trim and accessories for Sapphire, i.e.: snow guards, ridge tiles, fascias and other edges, sealing tapes, touch-up paint, screws and different types of flashing for non-standard applications.



Trims help protect against wind and weather as well as finish out the look of the roof. They are formed from the same material and color as the tile panels. Trim shown below are available in either standard dimensions or customized based on preferences and specific needs. Available profiles are made of G90 galvanized steel sheets with lengths - typically in 8' lengths (though 10' is also available).

## SAPPHIRE TRIM & ACCESSORIES

|   |   |   |   |
|---|---|---|---|
| <p><i>Gable trim</i></p> <p>Overall length: 10' or 8'</p>   | <p><i>Fascia</i></p> <p>Overall length: 10' or 8'</p>                             | <p><i>Eave flashing</i></p> <p>Overall length: 10' or 8'</p>                                | <p><i>Side wall flashing</i></p> <p>Overall length: 10' or 8'</p>                     |
| <p><i>Valley</i></p> <p>Overall length: 10' or 8'</p>       | <p><i>Rounded ridge cap</i></p> <p>Overall length 6' 6", Effect. length 6' 4"</p> | <p><i>Plain ridge cap</i></p> <p>Overall length: 10' or 8'</p>                              | <p><i>End wall flashing</i></p> <p>Overall length: 10' or 8'</p>                      |
| <p><i>Snow barrier</i></p> <p>Overall length: 10' or 8'</p> | <p><i>Snow guards</i></p> <p>Overall height: 2.5"</p>                             | <p><i>Foam closures</i></p> <p>Options include universal at 48" and expanding at 13' 2"</p> | <p><i>Fasteners</i></p> <p>Galvanized steel, #10, 5/16" Hex head, Neoprene gasket</p> |



# Sapphire 350® - Finishes and Colors

Increased energy efficiency, reliable performance

We offer SAPPHIRE panels in 16 colors in Kynar 500® or Hylar 5000® coatings that comply with Energy Star guidelines and are LEED compliant, ensuring projects are energy efficient and sustainable.

Kynar/Hylar is a 70% formulations of polyvinylidene fluoride (PVDF) resin - long proven as the best paint in the metal roofing industry.

One of the secrets of PVDF's superior durability lies in the molecular structure of this resin. This unique carbon/fluorine bond is the key to its unsurpassed thermal, chemical and ultraviolet resistance properties. This system demonstrates remarkable resistance to weathering, fading, cracking and chalking.

## Cool Colors

Sapphire colors are available in reflective pigments. These special pigments are designed to reflect infrared energy while still absorbing visible light energy, thus appearing as the same color yet staying cooler.

When reflective paints are used on Sapphire metal roofing, the result is a sustainable building material that can lower air conditioning costs and reduce peak energy demand, thus lowering costs while protecting natural resources and help reduce pollution.

## Stock Colors



Terra Cotta - 8004 Matte



Bronze - 8019



Dark Brown - 8017 Matte



Chocolate Brown - 8016



Graphite - 7024 Matte



Black - 9005 Matte




\* Forest Green - 011 Matte



\* † Cherry Red - 028

## Special Order Colors



White - 9002



Beach Sand - 1002



\* Metallic Silver - 9006



Gray - 7000



\* Cobalt Blue - 5010



\* † Coral Red - 3016



\* Coppertone - 8023



\* Burgundy - 9000

\*Premium Color † Limited Warranty

NOTE: Color accuracy is limited by processing and viewing conditions. Actual samples available upon request.





# BEST BUY METALS

Metal Roofing, Nationwide

  
**BEST BUY METALS**  
Roofing That Lasts

800-728-4010  
[bestbuymetals.com](http://bestbuymetals.com)