

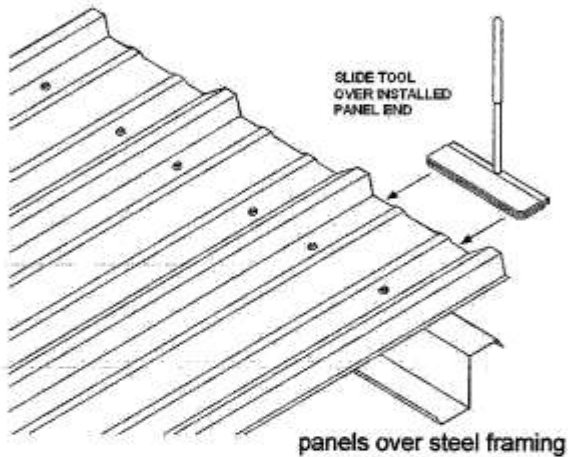
## METAL PANEL TURN UP TOOL

### RECOMMENDED INSTRUCTIONS

#### ASSEMBLY

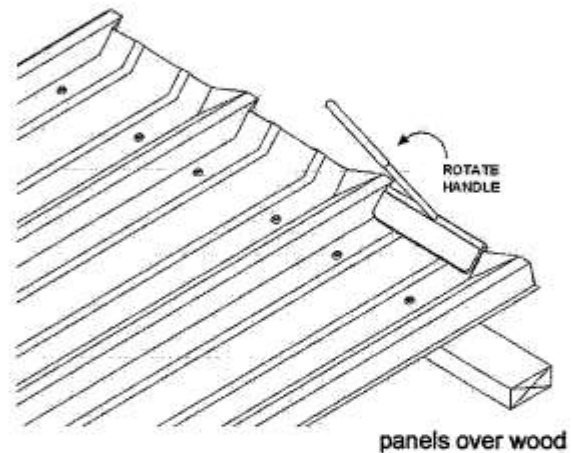
THREAD HANDLE INTO TOOL ON SAME SIDE THAT LABEL IS AND FIRMLY TIGHTEN

#### HIGH SIDE



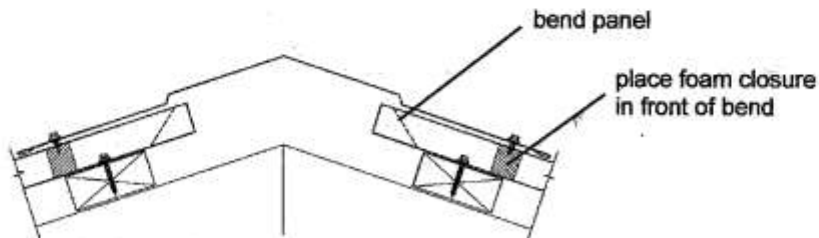
#### STEP 1

Insert Turn Up Tool on to panel end between ribs.



#### STEP 2

Rotate handle to bend panel up.



Notes: \*Turn Up Tool will bend roofing panels up to 24ga. thickness.  
 \*Turn Up Tool can also be used to form a vented ridge.