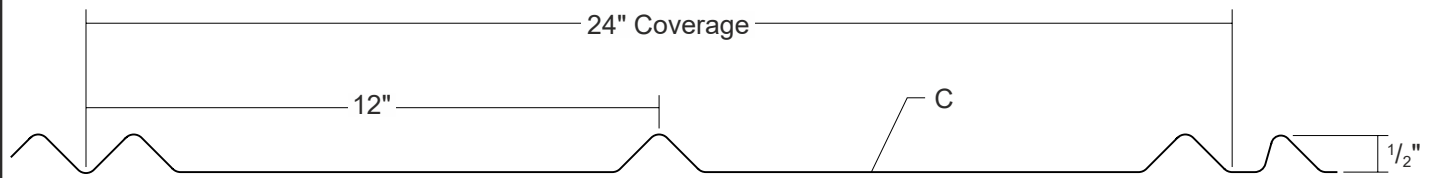


5V-Crimp - Technical Sheet



ARCHITECTURAL
RESIDENTIAL
PANEL

EXPOSED
FASTENED

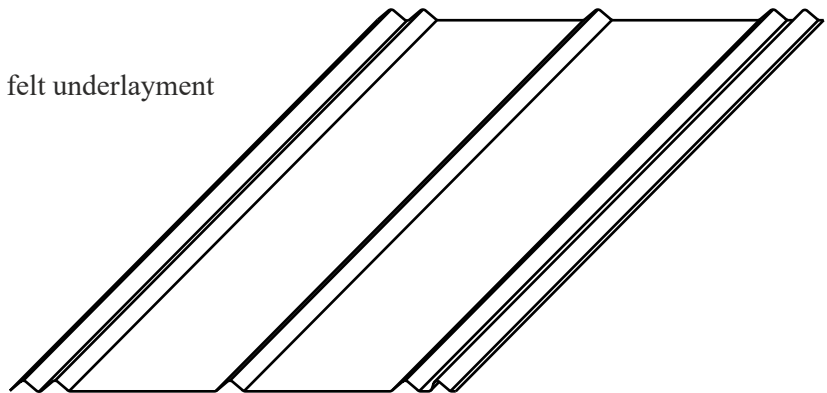
24"
COVERAGE

MINIMUM
SLOPE
3:12

SOLID WOOD
SUBSTRATE

PANEL OVERVIEW

- ▶ Finishes: Painted and Acrylic-Coated Galvalume®
- ▶ Corrosion Protection: AZ55 per ASTM A 792 for unpainted Galvalume®
AZ50 per ASTM A 792 for painted Galvalume®
G90 per ASTM A 653 for Galvanized
- ▶ Gauges: 29 ga and 26 ga standard; 24 ga optional
- ▶ 24" panel coverage, 1/2" rib height
- ▶ Panel Length: Minimum: 5'; Maximum: 45' recommended
- ▶ Residential, 'V' rib roof system
- ▶ Minimum roof slope: 3:12
- ▶ Applies over plywood with minimum 30# felt underlayment



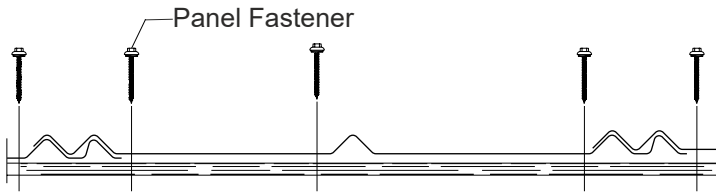
TESTING AND APPROVALS

- ▶ UL 2218 Impact Resistance - Class 4
- ▶ UL 790 Fire Resistance Rating - Class A, per building code
- ▶ UL 263 Fire Resistance Rating - per assembly
- ▶ UL 580 Uplift Resistance - Class 90
- ▶ Texas Windstorm Certified
- ▶ Florida Building Code Approved - See Reports for Requirements
- ▶ Miami-Dade County, Florida NOA Approved - See Reports for Requirements


BEST BUY METALS
Roofing That Lasts

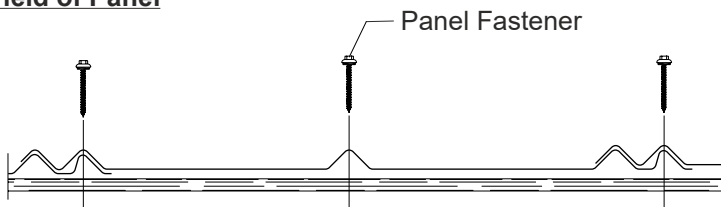
5V-Crimp - Technical Sheet

FASTENING PATTERN

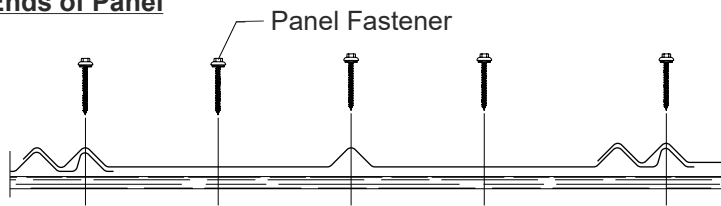


ALTERNATE FASTENING PATTERN

Field of Panel



Ends of Panel



FASTENER INFORMATION

Overdriven fasteners will cause panel distortions.

Fasteners should extend 1/2" or more past the inside face of the support material.

Thick panels (ex. 18 ga) or supports (ex. 1/2" steel) may require predrilling of holes for screws.

Panel Fastener:

Attaching to Wood:

#10-14 Wood Screw

#10-14 XL Wood Screw

Trim Fastener:

1/4"-14 x 7/8" Stitch Screw

1/4"-14 x 7/8" XL Stitch Screw

SECTION PROPERTIES

ALLOWABLE UNIFORM LOADS, psf For various fastener spacings

Ga	Width in	Yield ksi	Weight psf	Top In Compression		Bottom In Compression		Outward Load					
				Ixx in ⁴ /ft	Sxx in ³ /ft	Ixx in ⁴ /ft	Sxx in ³ /ft	0.5'	1'	1.5'	2'	2.5'	3'
26	24	50	0.78	0.0025	0.0070	0.0015	0.0055	197	100	71	62	50	42
24	24	50	1.02	0.0030	0.0089	0.0020	0.0073	197	100	71	62	50	42

- Theoretical section properties have been calculated per AISI 2012 'North American Specification for the Design of Cold-Formed Steel Structural Members'. Ixx and Sxx are effective section properties for deflection and bending.
- Allowable load is calculated in accordance with AISI 2012 specifications considering bending, shear, combined bending and shear, deflection and UL 580 uplift testing over 5/8" plywood using the Alternate Fastening Pattern above. Allowable load considers the 3 or more equal spans condition. Allowable load does not address web crippling, fasteners or support material. Panel weight is not considered.
- Deflection consideration is limited by a maximum deflection ratio of L/180 of span.
- Allowable loads do not include a 1/3 stress increase for wind.