




Our Strongest Roofing

Central-Loc


Unbeatable strength,
uncompromising quality

Three inch high ribs and 24" width coverage allow Central-Loc commercial standing seam to take about anything thrown its way. Primarily used for commercial roofing, Central-Loc can be installed on roofs with slopes down to 1/4:12, making it the best choice for low sloped roofs.

Central-Loc is custom cut to the half inch, reducing waste and saving both time and money.



Central-loc



Our Strongest Roofing

Strongest

Massive 3" ribs, a 24 gauge thickness, and carefully engineered design are just part of what makes Central-Loc our strongest roof ever.

The trapezoidal ribs, with hidden clips, and an integrated interlocking design provides a massive amount of strength, enabling installation over open steel or wood framing.

Low Slopes

Ribs that begin and end in the highest point mean Central-Loc can handle a 0.25:12 slope, the lowest slope of any metal roofing system available on market.

Enduring Protection

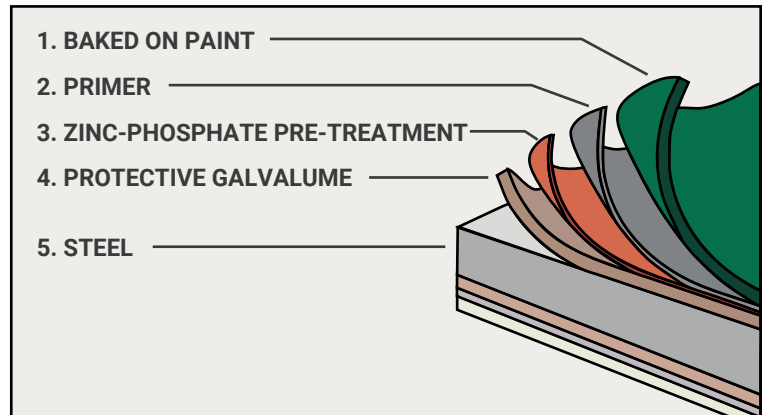
Well protected against the elements, Snap-Loc offers strength unmatched by other low slope systems. While built up roofs often last 5-10 years, Central-Loc will protect your building for well over 40 years. When the other systems have lost their ability to protect, Central-Loc still has decades of service left, with virtually no maintenance.

Specifications:

- 40 Year Paint Warranty
- 24 and 22 Gauge Available
- 24" Coverage
- 3" Rib Height
- Fire, Hail, & Wind Resistant
- Energy Efficient
- Available in Over 14 Attractive Colors
- Installs Over Solid Decking or Open Framing
- Minimum Slope: 0.25:12
- Finish Options: Kynar 500, ACG Galvalume

Advanced Protective Coatings

Central-Loc is protected by baked on enamel paint: tough for installation, resistant to fading, and Energy Star® reflectivity to save on utility bills.



Paint: Durable baked on paint offers a permanent finish, easily lasting 40+ years. This ensures protection and beauty for years to come.

Galvalume: Under the paint, Galvalume (55% zinc, 45% aluminum) provides lasting corrosion protection, even if paint is scratched during installation.

Steel: A heart of high-tensile steel guarantees strength and endurance. With the highest ratings possible for wind, hail, and fire, Snap-Loc is ready to weather anything nature throws its way.

