



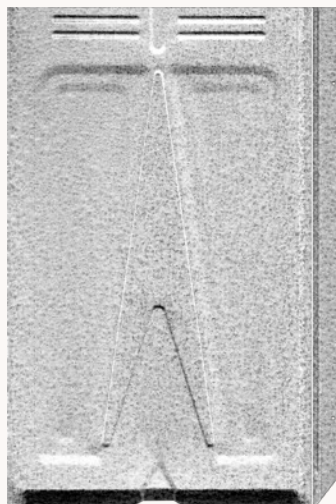
Traditional Formed Design

victorian shingle

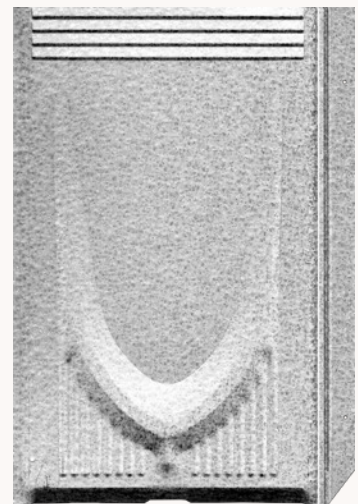
Quality steel roofing,
affordably priced

Since their invention in the 1800s, Victorian style metal shingles have protected and beautified roofs across America. It is with this in mind we offer two classic designs, formed from 26 gauge steel, and protected with an advanced Galvalume finish. These shingles offer a hidden fastener interlocking side-lap design.


Diamond Pattern



Horseshoe Pattern



victorian shingle



Timeless, Inspired, Permanent

Timeless

Not every metal shingle can claim a heritage of over 100 years. Our Victorian shingles are designed from a shingle found on buildings across America in the 1880's. Many roofs with this design are still functioning, over 100 years later.

Inspired

Noticing a church with a gorgeous metal shingle roof, a man discovered the roof was over 100 years old and still functional. Amazed at the beauty and performance, he set out to recreate this long-lost work of art.

Permanent

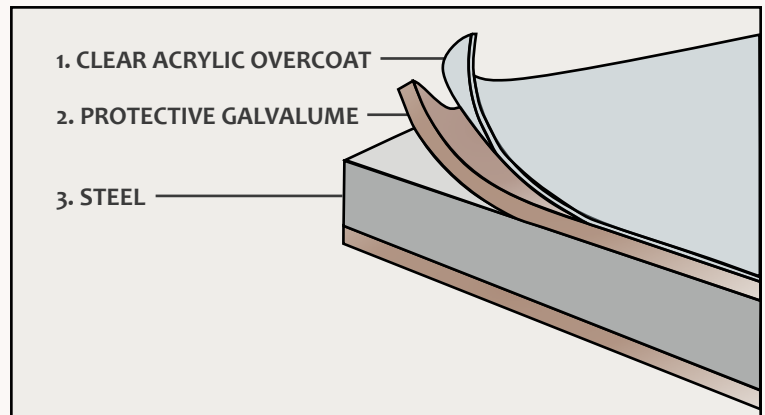
Install it and be done with it. These shingles are easy to install, and last decades with virtually no maintenance. The Galvalume® zinc-aluminum protective finish is designed to last longer than older galvanized zinc technology.

Specifications:

- 50 Year Warranty
- 26 Gauge
- 9.5" Width
- 14" Height
- 138 Shingles per SQ
- Fire, Hail, & Wind Resistant
- Walkable
- Energy Efficient
- Mill Finish Galvalume®
- Installs Over Solid Decking
- Minimum Slope: 4:12

Tested and Tried Coating

For a long and useful life, our Victorian shingles are finished with an advanced Galvalume (zinc-aluminum) coating



Galvalume: This 55% zinc, 45% aluminum finish is long lasting and much more corrosive resistant than galvanized (zinc) finishes.

Steel: A heart of high-tensile steel guarantees strength and endurance, ensuring Victorian shingles are ready to weather anything nature throws its way.

